


Gaining Access to Student Canvas

1. Using Chrome, go to [Clever.com](https://clever.com)

2. Select 'LOGIN WITH ACTIVE DIRECTORY'



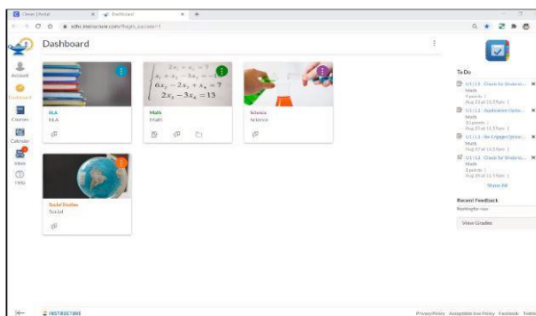
3. Username = student lunch number
Password = district password
Select 'SIGN IN'

Sign in with your district account

4. Find the 'CANVAS' icon and select


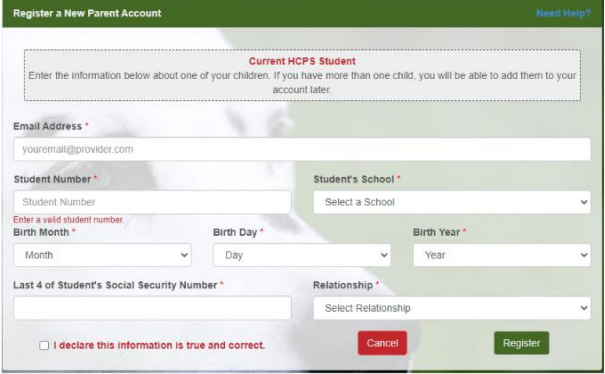


5. You are now in your Canvas dashboard.
Select a course to view more details within them



Password Troubleshoot Options

1. New to the district and does not have an account

1. Go to MySpot.com	
2. Select 'REGISTER A NEW ACCOUNT'	
3. Input all required information and select 'REGISTER'. Follow upcoming prompts	

2. Not new to district, but password is not working

<p><i>Option #1: Reset Password through StudentConnection</i></p>	<ol style="list-style-type: none"> 1. Go to StudentConnection Password Reset 2. Input student number and birthdate 3. Answer challenge question 4. Reset password 5. Sign in to clever using instructions above
<p><i>Option #2: Reset Password still not working</i></p> <p>6th Grade – Sara.LaBarbera@sdhc.k12.fl.us 7th Grade – Nancy.Keane@sdhc.k12.fl.us 8th Grade – Sara.LaBarbera@sdhc.k12.fl.us</p>	<ol style="list-style-type: none"> 1. ONLY Email the grade level contact with the following information: Subject: Need Password Body: Student First and Last Name Student Number/ Lunch Number 2. You will receive a confirmation email with new password within 24 hours

Helpful Links

Allows students to sign in and parents to register	HCPS Canvas Login
Provides Canvas how-to videos for parents	Family Canvas Guide
Provides Canvas how-to videos for students	Student Canvas Guide

Recommendations:

1. Login in **PRIOR** to August 24th to identify any technical issues
2. PARENTS: Create your own Canvas account as school information will be sent directly to you at times