

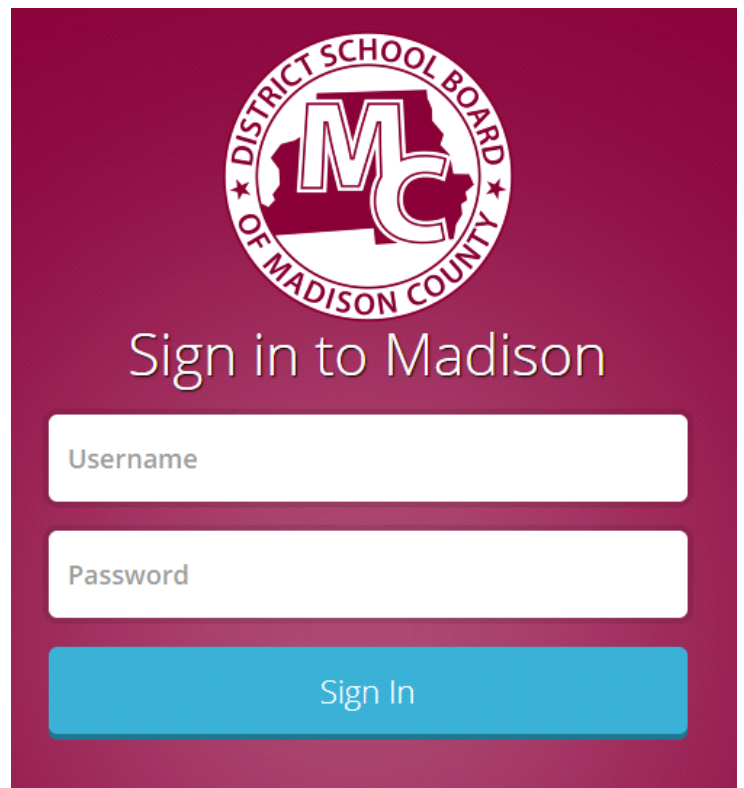
How to Login to Microsoft Office 365


1. Go to the district website (madison.k12.fl.us). Under Resources, click on "New Email - Office 365"

RESOURCES

Classlink Single Sign On
Skyward Student
Skyward Business
New Email - Office 365
Google Apps
Registration Forms

2. This will open to the Classlink login screen. Enter your username (*firstname.lastname*) and New Network Password. (*Your Network Password is the one you set on the password reset portal*) Click "Sign in"





Sign in to Madison

Username

Password

Sign In

3. After logging in, you are presented with the app selection page. Clicking on a button will take you to that app.



4. In the top left of every app is the App Launcher.



This allows you to quickly switch between apps without going back to the main page.

