


FSA Secure Browser for BYOT Devices

- 1) Go to FSASSESSMENTS.ORG
- 2) Select **Assessment & Technology Coordinators**

Your source for information about Florida Standards Assessments and NGSSS assessments.


Browse by User



USER

Students & Families


Find general information and resources about the Florida Statewide Assessments Program.



USER

Teachers & Test Administrators

Locate resources for teachers and test administrators to help prepare for assessments.



USER

Assessment & Technology Coordinators


Access resources for school and district coordinators to support and manage statewide testing.

- 3) Select **Secure Browsers**.

Home > Assessment & Technology Coordinators

Preparing for Testing

TRAINING




TA Training Site

Practice tests for the computer-based assessments are administered through the Test Administrator (TA) Training Site.

Administering Tests

SYSTEM




Administer Assessments

Log in to the TA Interface to administer operational/live assessments to students.

After Testing


SYSTEM



Inbox

A secure document repository available in TIDE.


SYSTEM



TA Certification Course

This course demonstrates the process of logging in to the TA Interface and administering an online assessment.


SYSTEM



Secure Browsers

The secure browser is used to administer online assessments.


SYSTEM



Reporting

Access results for FSA and NGSSS assessments.


SYSTEM



TIDE

Log in to TIDE to register students for testing, order materials, and track participation.


SYSTEM



Assessment Viewing Application

AVA allows students with paper-based accommodations to access audio passages and animations.

SYSTEM



Family Portal

Access to score information for students and families.

Coming Soon

4) Select your device's operating system in the column to the right

Home Users Adaptive Progress Monitoring (APM) Program Resources Search here...

Florida Statewide Assessments

Secure Browsers

Home > Secure Browsers

Secure Browsers

Secure Browser Downloads Secure Browser Instructions

Important Information

- Windows
- macOS
- Linux
- iPadOS
- ChromeOS

Important Information

Select the appropriate operating system on this page to access the secure browser for your operating system.

To install the secure browser on an individual computer, do one of the following:

- From each computer to be used for testing, access the Internet, and download and install the browser.
- Download and save the browser onto a media device (such as a flash drive) and then copy and install the files onto each computer.
- Download and save the browser to a network folder and then copy it to each computer.

CloudReady NeverWare: CloudReady is a reduced-feature operating system, built on the same technology as Chrome OS, that runs on hardware with limited resources. CAI has tested CloudReady and certifies that it meets the requirements for testing. Note that CloudReady NeverWare is only supported in a managed environment.

5) Click on, **Download Secure Browser.**

Secure Browsers

Home > Secure Browsers

Secure Browsers

Secure Browser Downloads Secure Browser Instructions

Important Information

Windows

- macOS
- Linux
- iPadOS
- ChromeOS

Download Secure Browser 14
for all supported versions of Windows

Secure Browser 14 is the latest Windows version. Please see the [Configurations, Troubleshooting, and Secure Browser Installation Guide for Windows](#) for installation and configuration instructions.

The Take a Test app enforces a locked-down, secure testing environment identical to CAI's Secure Browser. Users of the Take a Test app do not need to install the CAI Secure Browser on the testing machine. For more information about configuring the Take a Test app, please see the [Configurations, Troubleshooting, and Secure Browser Installation Guide for Windows](#).

Help Desk Support FDOE Florida's Standards

Important Dates Secure Browsers